


Reading at home

Booklet 1

Your child is learning to read with *Read Write Inc. Phonics*, a very popular and successful literacy programme. This **first booklet** shows you how you can get your child off to a quick start.

Your child will learn to read in a very simple way. He or she will learn to:

1. Read **letters** by their 'sounds'
2. Blend these sounds into **words**
3. Read the words in a **story**.



OXFORD

How will my child learn to read?

First, your child will learn to read:

- Set 1 Speed Sounds: these are sounds written with one letter: **m a s d t i n p g o c k u b f e l h r j v y w z x** and sounds written with two letters (your child will call these 'special friends'): **sh th ch qu ng nk ck**
- Words containing these sounds, by sound-blending, e.g. m-a-t *mat*, c-a-t *cat*, g-o-t *got*, f-i-sh *fish*, s-p-o-t *spot*, b-e-s-t *best*, s-p-l-a-sh *splash*
- Blending Books and Red, Green and Purple Storybooks.

Second, he or she will learn to read:

- Set 2 Speed Sounds: **ay ee igh ow oo oo ar or air ir ou oy**
- Words containing these sounds
- Pink, Orange and Yellow Storybooks.

Third, he or she will learn to read:

- Set 3 Speed Sounds: **ea oi a-e i-e o-e u-e aw are ur er ow ai oa ew ire ear ure**
- Words containing these sounds
- Blue and Grey Storybooks.

Your child will be taught to say the sound for the letter and not the letter name, so 'm' as in 'mat', not 'em'; 's' as in 'sun' not 'es'.

1. Help your child read the Set 1 Speed Sounds



Before you get going, visit www.ruthmiskin.com/parents to practise saying the sounds clearly. The more clearly *you* say the sounds, the more quickly your child will learn them.

Important: We say 'mmm' not 'muh' and 'lllll' not 'luh' when teaching the sounds. This really helps children when they learn to blend sounds together to read words.

Your child will bring home the Set 1 Speed Sounds cards or a *My Set 1 Speed Sounds Book*.

You'll see that each sound is drawn in the shape of a picture. For example:

- 's' is in the shape of a snake
- 'd' is in the shape of a dinosaur
- 'a' is in the shape of an apple
- 'm' is in the shape of two mountains.



2. Help your child to read words


Once your child can read Set 1 Speed Sounds confidently, he or she can learn to read words. First, your child is introduced to a toy frog called Fred. Fred can *only* say the sounds in a word and needs your child to help him read the word. So, when you hear your child say 'Fred Talk', you'll know this means sounding out the word.

You can help your child to read words by following these steps:



Fred says the sounds and children work out the word.

1. Make up a word with three cards that your child can read quickly, e.g. c-a-t.



Point to and say the sounds, and then say the word. Ask your child to copy you.

Muddle up the cards. Ask your child to make the word again, and then point to and say the sounds.

Repeat with more 3-sound words, including some containing sounds made up of more than one letter, e.g. ch-a-t, sh-i-p, th-i-s.

2. Put out three cards. This time, ask your *child* to say the sounds. Help him or her to blend the sounds into the words, until your child can do it without your help.
3. Repeat with some 4-sound words, e.g. b-l-i-p, f-r-o-g, g-r-i-n, s-t-o-p, j-u-m-p, h-a-n-d, b-l-a-ck.

How to listen to your child read



- Do not read the book aloud before your child reads it to you.
- Ask your child to read the sounds and words before he or she reads the story.
- When your child reads the story, ask him or her to sound out the words that he or she can't read automatically. Don't allow your child to struggle too much. Praise your child when he or she succeeds.
- Read back each sentence or page to keep the plot moving. (Your child's energy is going into reading the words not the story.)
- Do not ask your child to guess the word by using the pictures.
- Do it all with patience and love!

We have a storytime every day at school so children develop a love of stories. We hope that you will do the same by reading a bedtime story to your child every night. We have wonderful books in school for you to borrow.

Simple Speed Sounds

Consonant sounds - stretchy

f	l	m	n	r	s	v	z	sh	th	ng
										nk

Consonant sounds - bouncy

b	c	d	g	h	j	p	qu	t	w	x	y	ch
	k											

Vowel sounds - bouncy

a	e	i	o	u
---	---	---	---	---

Vowel sounds - stretchy

ay	ee	igh	ow
----	----	-----	----

Vowel sounds - stretchy

oo	oo	ar	or	air	ir	ou	oy
----	----	----	----	-----	----	----	----